



my Disney
**STARS
AND
HEROES**



British English

4



Pearson

Pupil's Book with eBook
Anna Osborn

Global
Scale of
English
Fast-track your progress

MY DISNEY STARS AND HEROES 4



Pupil's Book with eBook

Anna Osborn

	Meet our Stars and Heroes!.....	2
	Welcome	4
	Party time	8
	Animal friends.....	18
	Student life	28
	Busy days.....	38
	Our hobbies	48
	Things at home	58
	On a journey	68
	Let's get active!	78
	Projects	88

Meet our

Stars and Heroes!

1 Look. Do you know any of our Stars and Heroes?


I'm friends with Simba.

2   Listen and point. Then play *Who am I?*

Are you Nala?

Russell

W




He's friends with Carl.

He likes animals.

Olaf

1




He's friends with Anna and Elsa.

He likes warm hugs.

Nala

2




She's friends with Simba.

She's got a long tail.

Sulley

3




He's friends with Mike.

He can scare children to make energy.

Ian

4




He often helps his mum.

He wants to learn to drive.

Miguel

5




He loves his family.

He likes playing the guitar.

Molly

6




She's got a brother called Andy.

She likes magazines.

Arlo

7




He's friends with Spot.

He sometimes feels scared.

Riley

8



She's got blonde hair.

She likes playing ice hockey.

4



Be a hero. Write, draw and say.

Me!

I've got _____

I can _____

I like _____

My favourite Disney hero is _____

Sing-along

3



Listen and sing.

Hello, Disney friends!

Hello, everyone!

Welcome, Disney friends!

Let's all have some fun!

Let's travel to new places,
And meet new people, too.

Let's have some great adventures.

We're ready! How about you?

Hello, Disney friends!

Hello, everyone!

Welcome, Disney friends!

Let's all have some fun!

Welcome



LESSON 1 Places

1   Listen, point and say. Tick (✓) the place you can't see.



2  Watch and answer. Where does Carl live?

3  Draw and play *Guess the place!*

Is it a village?

Yes, it is!





countryside



village

LESSON 2 Where do you live?

1 Watch again. How are Carl and his friends different and the same?



2 Listen, chant and act.

3 Ask a friend. Then say.

Where do you live?
Do you live in a town?
Yes, I do. My house is brown.

Where do you live?
Do you live in a city?
Yes, I do. My flat is pretty!

Where do you live? Do you live in a town or the countryside?

I live in a town.
I live in a house.

Ava lives in a city.
She lives in a flat.

LESSON 3
Countries

1   Listen, point and say. Then play.

Three

Mexico



2  Listen and number.



3 Look at 2 and circle.

- a He's from **India** / Turkey.
- b She's from **the United Kingdom** / Mexico.
- c She's from **Turkey** / Mexico.
- d He's from **the United Kingdom** / India.

4  Say for you.

I'm from Argentina.

I'm from South Africa.



Hello!



1 Listen and read. Who's new?

1 Hi! I'm Sato. I'm new! Hi, Sato. I'm Diego. Hello. My name's Max. And I'm Uma. Welcome to our school!

2 Where are you from, Sato? I'm from a village in Japan. Cool! My dad is from the countryside in Brazil.

3 My mum is from a city in South Africa. I'm from a town in the United Kingdom. We all live in the same town now!

4 And this is Cleo! Nice to meet you, Cleo! She's different from us, but we all like adventures. We can have adventures together!

2 Read again and write.

village countryside South Africa United Kingdom

- Sato is from a village in Japan.
- Diego's dad is from the _____ in Brazil.
- Uma's mum is from a city in _____.
- Max is from a town in the _____.

3 Ask a friend.

Where are you from?

I'm from a town in Turkey.

Where's your mum from?

My mum is from a city in Japan.

I can say where people are from.

Celebrate differences!

Talk buddies

1

party time



decorations



1  Watch and tick (✓). Who's the party for?



2  Watch again and circle. Who's helping Elsa?

